
tiny
epic
PIRATES
TM
tiny
epic
PIRATES
TM
tiny
epic
PIRATES
TM
tiny
epic
PIRATES
TM


12
12
12
12


tiny
epic
PIRATES
TM
tiny
epic
PIRATES
TM
tiny
epic
PIRATES
TM
tiny
epic
PIRATES
TM


13
13
12
13


tiny
epic
PIRATES
TM
tiny
epic
PIRATES
TM
tiny
epic
PIRATES
TM
tiny
epic
PIRATES
TM

15
15


tiny
epic
PIRATES
TM
tiny
epic
PIRATES
TM
tiny
epic
PIRATES
TM
tiny
epic
PIRATES
TM


13
13

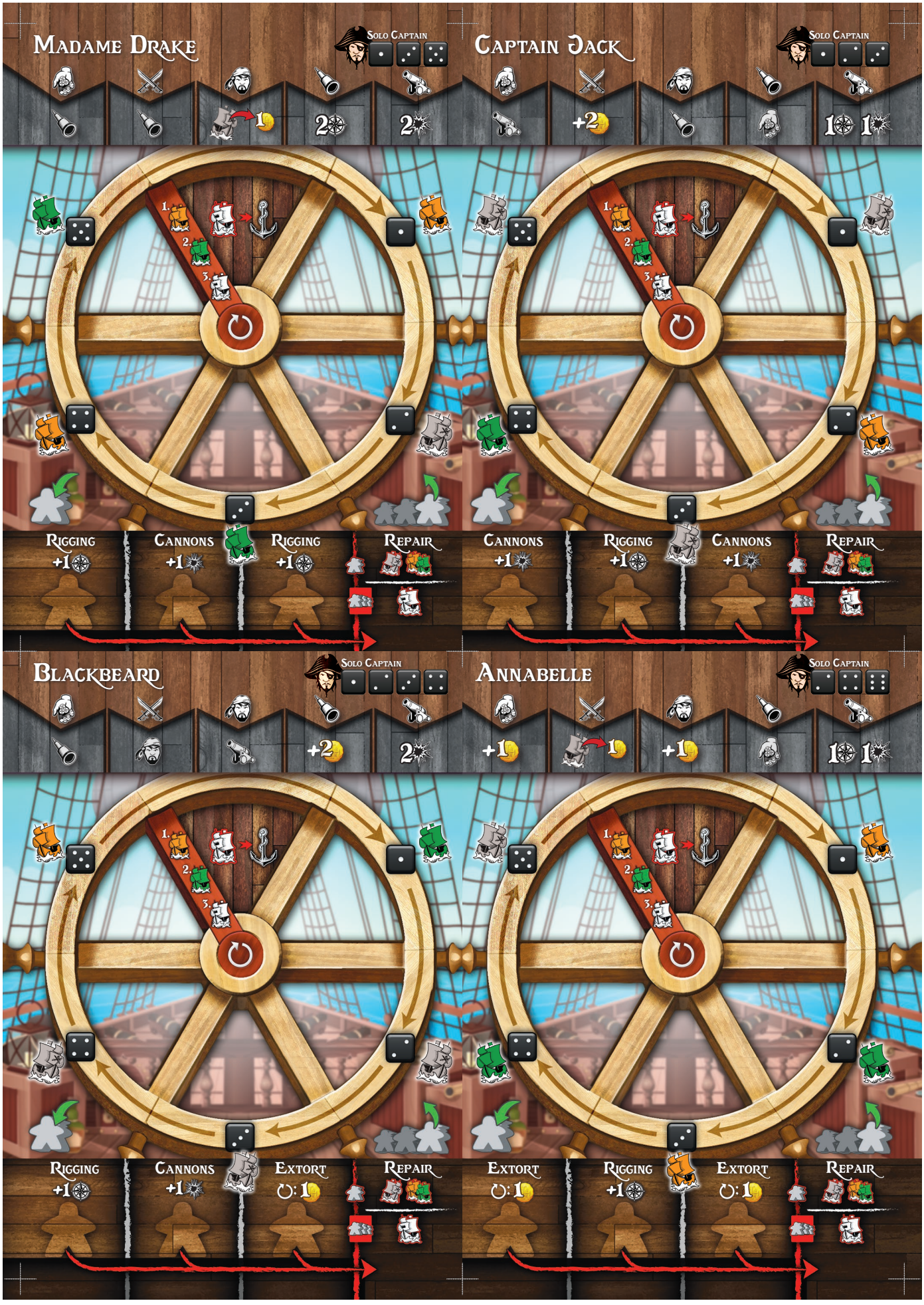
Madame Drake
Solo Captain
1
2
2
1.
2.
3.
Rigging
+1
Cannons
+1
Rigging
+1
Repair
Captain Jack
Solo Captain
+2
1
1
1.
2.
3.
Cannons
+1
Rigging
+1
Cannons
+1
Repair
Blackbeard
Solo Captain
+2
2
1.
2.
3.
Rigging
+1
Cannons
+1
Extort
1
Repair
Annabelle
Solo Captain
+1
1
+1
1
1
1.
2.
3.
Extort
1
Rigging
+1
Extort
1
Repair


Sure-fire
0
1
2
3
4
5
1.
2.
3.
Rigging
+1
Cannons
+1
Extort
:1
Repair
Sure-fire
0
1
2
3
4
5
1.
2.
3.
Rigging
+1
Cannons
+1
Extort
:1
Repair
Sure-fire
0
1
2
3
4
5
1.
2.
3.
Rigging
+1
Cannons
+1
Extort
:1
Repair
Sure-fire
0
1
2
3
4
5
1.
2.
3.
Rigging
+1
Cannons
+1
Extort
:1
Repair

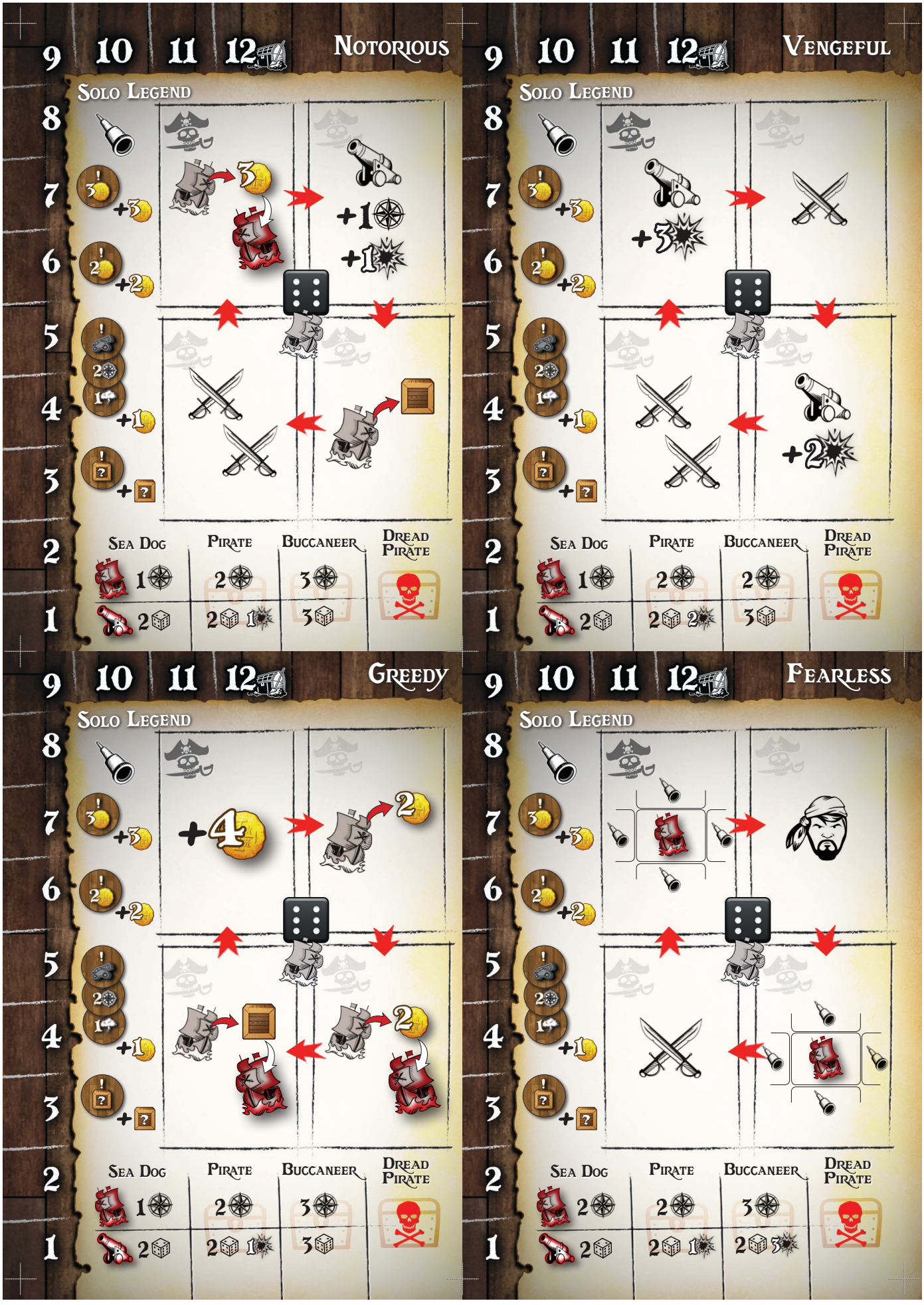

Notorious
Solo Legend
Sea Dog
Pirate
Buccaneer
Dread Pirate
Vengeful
Solo Legend
Sea Dog
Pirate
Buccaneer
Dread Pirate
Greedy
Solo Legend
Sea Dog
Pirate
Buccaneer
Dread Pirate
Fearless
Solo Legend
Sea Dog
Pirate
Buccaneer
Dread Pirate


8 9 10 11 12 13
7
6
5
4
3
2
1
LEGEND
DREAD PIRATE 4 3 +8
BUCCANEER 4 3 +
SWASH BUCKLER 3 3 +4
CORSAIR 3 2 +
PIRATE 2 2 +2
SEA DOG 1 2

RUM
COFFEE
GUN
POWDER


RUM
COFFEE


2
+2


2
+2


2
+2


4
+4
1-2


4
+4
1-2


4
+4
1-2


6
+6
1-3






6
+6
1-3
6
+6
1-3
8
+8
1-4
8
+8
1-4


Jolly Rodge
Quartermaster Quigley
Taylor Truenorth
Willow Watch
Ursula Bane
Eliza Lucky
Betty Blunderbuss
Buck Cannon




Sydney Sweetwater
Lisa Legacy
Doc Blockley
Alice O'Malice
Tina Trickshot
Sally Suresight
Chopper Donovan
Jack "Fuse" Rogers
Sara Silver
Cutter Fang
Salty Pete
Pale Pim
Black-Eyed Brutus
Raina Rumor
Lieutenant Flint
Silent Seamus



After removing the 4 Captain Cards above from the page, cut along the red dashed line. Then mount to poster-board, cardboard, or whatever material you wish to make your tokens from, aligning the top and right edges to the edges of the material you are using. Then do the same with the faces of the tokens using the same method except you'll be aligning to the top and left edges to the other side of your material. When you cut your tokens out, they should be aligned properly resulting in double-sided tokens. Feel free to remove any excess material from the bottom and left sides of this sheet before mounting.









After removing the 4 Captain Cards above from the page, cut along the red dashed line. Then mount to poster-board, cardboard, or whatever material you wish to make your tokens from, aligning the top and left edges to the edges of the material you are using. Then do the same with the faces of the tokens using the same method except you'll be aligning to the top and right edges to the other side of your material. When you cut your tokens out, they should be aligned properly resulting in double-sided tokens. Feel free to remove any excess material from the bottom and right sides of this sheet before mounting.





Cut along the dashed line along the top and right side of this page. Then mount to poster-board, cardboard, or whatever material you wish to make your tokens from, aligning the top and right edges to the edges of the material you are using. Then do the same with the faces of the tokens using the same method except you'll be aligning to the top and left edges to the other side of your material. When you cut your tokens out, they should be aligned properly resulting in double-sided tokens. Feel free to remove any excess material from the bottom and left sides of this sheet before mounting.



Cut along the dashed line along the top and left side of this page. Then mount to poster-board, cardboard, or whatever material you wish to make your tokens from, aligning the top and left edges to the edges of the material you are using. Then do the same with the backs of the tokens using the same method except you'll be aligning to the top and right edges to the other side of your material. When you cut your tokens out, they should be aligned properly resulting in double-sided tokens. Feel free to remove any excess material from the bottom and right sides of this sheet before mounting.


9 10 11 12
Ruthless
Solo Legend
8
7
6
5
4
3
2
1
Sea Dog
Pirate
Buccaneer
Dread Pirate


Henry Kidd
Solo Captain
Cannons +1
Rigging +1
Cannons +1
Repair




Red Mary
Solo Captain
Rigging
Cannons
Rigging
Repair
9
10
11
12
Bloody
Solo Legend
8
7
6
5
4
3
2
1
Sea Dog
Pirate
Buccaneer
Dread Pirate


Niki Knuckles
Isabel Surefire


Anila Bones
Sean Keystone
Ben Seaworthy
Nando the Navigator